

Foreword

Thank you for purchasing Aputure Light Storm LS-mini20 c.

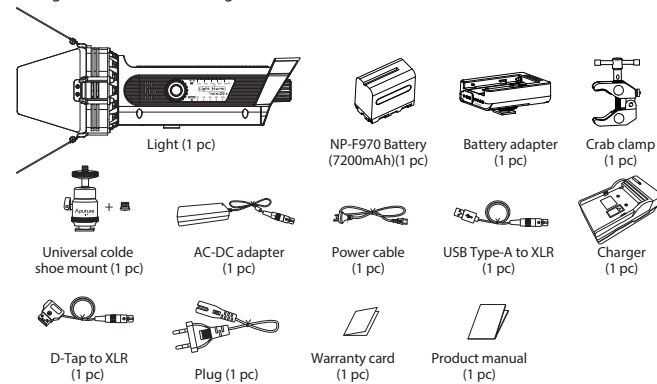
LS-mini20 c LED light is a COB design of Aputure Light Storm series. It features TLCI 97 and active fan cooling system with real time feedback of temperature circuit. With Ultra silent Fan, multi-power supply, offers you different lighting control requirements. Easily done for your broadcast level photography.

Instructions

- Please read and follow these instructions and keep well this manual for further use.
- Please do not block the ventilation grille, and do not face the light directly when the light is on.
- Do not place the LED light device near liquids, alcohol or other flammable objects, avoid light device damage.
- Keep the device out of reach of children.
- To reduce the risk of fire or electric shock, do not use the product near water.
- Please have the product checked by an authorized service or agent if your product has a problem. The malfunctions caused by your no allowed disassembling are not under the warranty.
- Use of original Aputure cable accessories is recommended. Please note that this warranty does not apply to repairs arising out of the malfunction of non-original Aputure accessories, although you may request such repairs on a chargeable basis.
- The product is certificated by RoHS and CE. Please operate the product in full compliance with the operation standards. Please note that this warranty does not apply to repairs arising from malfunction, although you may request such repairs on a chargeable basis.
- The instructions and information in this manual are based on thorough, controlled company testing procedures. Further notice will not be given if the design or specifications change.

Check list

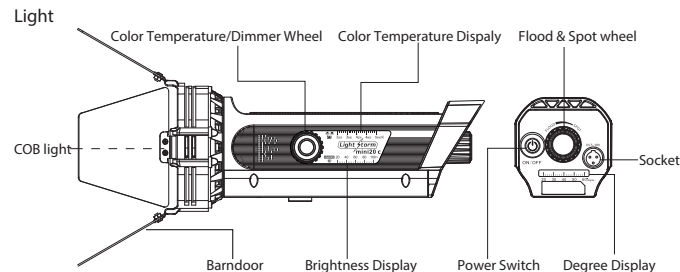
Package includes the following items:



* The Plug is designed to charge the Battery with the Charger.
* The plug may differ in shape for different countries and different geographical regions.

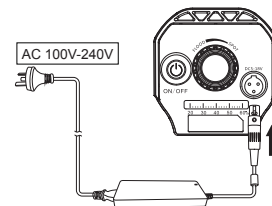
Detailed product manual for Light Storm can be found on the movie solution page on www.aputure.com.

Nomenclature



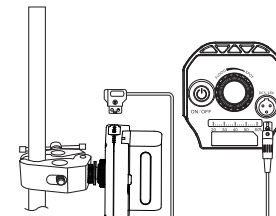
Multi-power supply

1) Powered by adapter



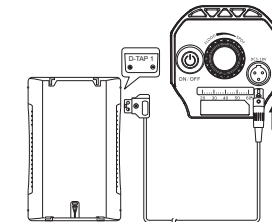
* DC 15V / 4A

2) Powered by the battery adapter

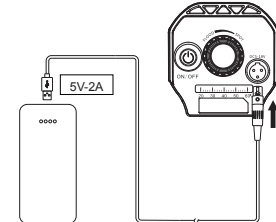


* NP- F960/ NP- F970

3) Powered by the V-Mount/Anton Bauer battery



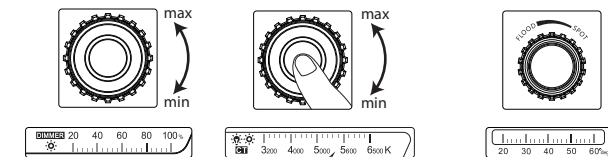
4) Powered by the power bank (5V-2A)



* Please use the general power bank with an output of 2.0 A or above, 10000mAh capacity is recommended when using.

Operations

1. Dimmer adjustment and display
2. Color Temperature adjustment and display
3. Degree adjustment and display



* Rotate the Color Temperature/Dimmer Wheel to adjust dimmer.
* Short press Color Temperature/Dimmer Wheel to switch to color temperature adjustment. when the CT indicator LED is on, rotate the wheel to adjust CT .

Specifications

Operation Current	4A	Power Consumption (Max)	30W
Power Supply	DC 5-18V	Cooling Mode	Active
TLCI	≥97	CRI	≥96
Color Temperature	3200K~6500K		
Sizes (L*W*H)	Light	231*122*97mm	
	Battery Adapter	86.5*59*37.8mm	

Brightness (average)

		Distance	0.5m	1m	2m
Spot	Footcandles		1487	390	102
	LUX		16000	4200	1100
Flood	Footcandles		250	67	22
	LUX		2700	720	240

* The data is average brightness, it will shift slightly within different lights.

Trademarks

Anton bauer is a trademark or registered trademark of Anton bauer in the US and other countries.